

The Tramp Market Overview

【本日のトピック】パナマックス市況が反発へ、太平洋R/Vで2桁成約が浮上

3日:T/C市場 = 25隻・176万DWT、V/C市場 = 鉄鉱石4隻、石炭5隻

【本日のトピック】

【パナマックス市況が反発へ、太平洋R/Vで2桁成約が浮上】

スポット用船市況はこの日、パナマックスが主要4航路平均で昨年12月19日以来の反発を示した。市場報告では久しぶりに4航路それぞれで成約が浮上し、太平洋ラウンドでは10隻・76万DWT。1月上旬以来の2桁台まで賑わいを取り戻した。同ラウンドでは、先週、2009年2月上旬以来となるUS\$4,000/DAY台まで市況が落ち込んだが、この日の反発で何とかUS\$5,000/DAY台まで取り戻した。パナマックスは他の船型と比べても竣工圧力が強いいため、フリー船が日増しに増えている状況だが、ここに来て南米・豪州積み極東向け成約が増えていることで、船腹需給がやや引き締った格好だ。南米積みは穀物向けであり、豪州積みはHay Point港(QLD州)が中心であることから原料炭向けと捉えられる。

【ドライバルク・マーケットについて】

弊社が独自に算出するドライバルク・スポット用船指数(TRAX指数)は、主要5船型(172型ケーブサイズ、55型・45型・28型・23型ハンディ)で反落・続落中。一方、74型パナマックスは昨年12月19日以来の反発となった。

主要4航路平均用船料は、172型ケーブサイズ = US\$5,251/DAY(前日比 1.1%、前週比 12.6%)、74型パナマックス = US\$5,509/DAY(前日比 +1.8%、前週比 23.5%)、55型スーパーマックス = US\$6,354/DAY(前日比 2.0%、前週比 18.7%)、28型ハンディサイズ = US\$7,056/DAY(前日比 0.4%、前週比 12.5%)だった。

TRAX Dry Index

	02-03-2012	/	02-02-2012	2/1	1/31	1/30	1/27	1/26	1/25	1/24	1/23
<i>Capesize</i>	<u>322</u>	-4	326	327	330	337	341	352	366	376	407
<i>Panamax</i>	<u>596</u>	+10	586	597	624	659	703	745	785	817	848
<i>Handymax</i>	<u>780</u>	-16	796	817	841	863	892	925	970	995	1,016

Voyage Charter Market Trends

CARGO	TRADE	LQTY	UNIT	02-03-2012	/	02-02-2012
<i>H.S.S.</i>	GULF/JPN	57,000LT	US\$/LT	44.168		44.109
	GULF/JPN	45,000LT	US\$/LT	47.185		47.630
	PNW/JPN	57,000LT	US\$/LT	26.330		26.220
<i>COAL</i>	QLD/JPN	150,000MT	US\$/MT	7.425		7.536
	QLD/RDAM	150,000MT	US\$/MT	-	-	-
	R.BAY/RDAM	150,000MT	US\$/MT	8.641		8.645
<i>IRON ORE</i>	BZL/JPN	150,000MT	US\$/MT	19.420		19.381
	BZL/RDAM	150,000MT	US\$/MT	8.564		8.574
	W.AF/RDAM	150,000MT	US\$/MT	4.881		4.883
<i>LOG</i>	PNW/JPN	4.5MSCR	1,000US\$	1143.00		1142.00
<i>WHEAT</i>	PNW/JPN	20,000MT	US\$/MT	57.708		57.650
<i>C.OIL</i>	P.G./JPN	265,000MT	WS	52.50		57.50
	CARIB/USAC	70,000MT	WS	140.00		140.00
	W.AF/USAC	130,000MT	WS	77.50		77.50

Time Charter Market Trends (US\$/DAY)

SIZE	TRADE	02-03-2012	/	02-02-2012	SIZE	TRADE	02-03-2012	/	02-02-2012
<i>23,000DWT</i>	Pacific Round	4,410		4,386	<i>55,000DWT</i>	Pacific Round	4,313		4,213
	Atlantic Round	6,386		6,527		Atlantic Round	6,003		6,288
<i>28,000DWT</i>	Pacific Round	4,642		4,617	<i>74,000DWT</i>	Pacific Round	5,065		4,943
	Atlantic Round	6,723		6,870		Atlantic Round	4,619		4,559
<i>45,000DWT</i>	Pacific Round	4,133		4,037	<i>172,000DWT</i>	Pacific Round	4,229		4,348
	Atlantic Round	5,719		5,990		Atlantic Round	4,736		4,782

TDS MARITIME INTELLIGENCE

DATE : 02-06-2012

NO.5378

DAILY FACSIMILE SERVICE

Voyage Charter Fixtures Report : 02-03-2012

RATE : US\$

CARGO	LOAD/DISCHARGE	VESSEL'S NAME	DWT	LQT	RATE	L.DATE	TERMS	CHARTERER
COAL	R.BAY/FANGCHENG	STX PAN OCEAN TBN	150,000	150,000	12.85	5/19 MAR.12	FIO SCALE/25,000 SHINC	SSOE
COAL	R.BAY/FANGCHENG	TBN	150,000	150,000	12.80	19/28 FEB.12	FIO SCALE/25,000 SHINC	DHL
COAL	R.BAY/MUNDRA	WELSSUCCESS	93,328	75,000	15.00	6/19 FEB.12	FIO SCALE/20,000 SHINC	LIBRA
COAL	NORFOLK/ARA	CHAITALI PREM	93,313	70,000	11.50	15/25 FEB.12	FIO 30,000 SHINC/25,000 SHINC	COSCO TIANJIN
COAL	P.CARTIER/FOS	TBN	70,000	70,000	13.50	7/16 FEB.12	FIO 48,000 SHINC/30,000 SHINC	ARCELOR/MIT TAL
IRON ORE	P.HEDLAND/QINGDAO	CHS SPLENDOR	170,000	170,000	7.30	20/29 FEB.12	FIO SCALE/30,000 SHINC	BHP BILLITON
IRON ORE	DAMPIER/QINGDAO	TBN	160,000	160,000	7.25	16/25 FEB.12	FIO SCALE/30,000 SHINC	COSBULK
IRON ORE	DAMPIER/QINGDAO	E.R. BRAZIL	160,000	160,000	7.50	14/23 FEB.12	FIO SCALE/30,000 SHINC	SINOCHART
IRON ORE	SOHAR/AL JUBAIL	TBN	80,000	80,000	4.15	2/6 FEB.12	FIO 2 WWWD FHINC/30,000	VALE

Time Charter Fixtures Report : 02-03-2012

CAPESIZE

TRADE	VESSEL'S NAME	DWT	BLT	DELIVERY	US\$ /DAY	US\$ /DWT	LAY/CAN	REDELIVERY and TERMS	CHARTERER
PERIOD	KIRAN TURKIYE	176,000	2011	FAR EAST(IN D/C)	13,500	2.30	15/20 FEB.12	WW 7/9 MONTHS TRADING	OLDENDORFF

HANDY - HANDYMAX

TRADE	VESSEL'S NAME	DWT	BLT	DELIVERY	US\$ /DAY	US\$ /DWT	LAY/CAN	REDELIVERY and TERMS	CHARTERER
PERIOD	GREAT CREATION	27,383	1998	THAILAND(APS)	4,500	4.93	END JAN./ELY	SPORE-JAPAN 2/3 L.L. CNR	
PAC RND	MATHAWEE NAREE	28,364	1996	W.INDIA	6,000	6.35	5/10 FEB.12	THAILAND	CNR
ATL-PAC	ZAFER	35,185	2011	RECALADA	12,500	10.66	15/25 FEB.12	CHILE	AEC
ATL RND	TAI HARVEST	51,008	2002	S.SPAIN			SPOT	USAC(ZERO HIRE)	NORDEN(RELE T CLIPPER)
PAC RND	GENCO LOIRE	53,100	2009	SAMARINDA(APS)	6,000	3.39	ELY FEB.12	E.INDIA(B.B.US\$95,000 +)	DREYFUS
PAC RND	KITTIWAKE	53,146	2002	USWC(APS)	6,000	3.39	MID FEB.12	CHINA(B.B.US\$300,000 +, INT.PET COKE)	CNR
ATL RND	HANJIN ALBANY	55,580	2011	US GULF	6,000	3.24	ELY/MID FEB.12	DOMINICAN REPUBLIC	D'AMICO
PERIOD	DARYA SHAKTI	56,050	2004	LIANYUNGANG	8,250	4.42	SPOT	WW 5 MONTHS TRADING	CNR
PAC RND	SPAR CORVUS	57,970	2011	W.INDIA	7,750	4.01	ELY FEB.12	CHINA	CNR

PANAMAX

TRADE	VESSEL'S NAME	DWT	BLT	DELIVERY	US\$ /DAY	US\$ /DWT	LAY/CAN	REDELIVERY and TERMS	CHARTERER
PAC RND	ORIENTAL PIONEER	69,906	1996	NOPAC(APS)	5,250	2.25	END FEB.12	SPORE-JAPAN(B.B.US\$325,000)	CNR
PAC RND	AUGUSTA A	72,493	1998	ZHANGJIANG VIA C.CUVIER	5,250	2.17	SPOT	CHINA	NORDEN
PAC RND	ALPHA HAPPINESS	72,893	1999	HAY POINT	5,350	2.20	14/19 FEB.12	SPORE-JAPAN(B.B.US\$290,000)	BHP BILLITON
PAC RND	EVANGELIA PETRAKIS	74,476	2007	HAY POINT	6,000	2.42	15/20 FEB.12	SPORE-JAPAN(B.B.US\$300,000)	BHP BILLITON

TDS MARITIME INTELLIGENCE

DATE : 02-06-2012

NO.5378

DAILY FACSIMILE SERVICE

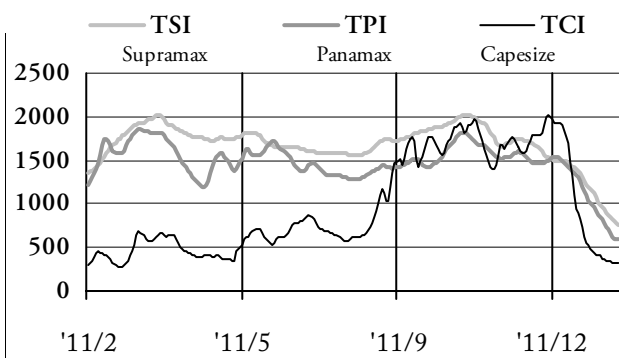
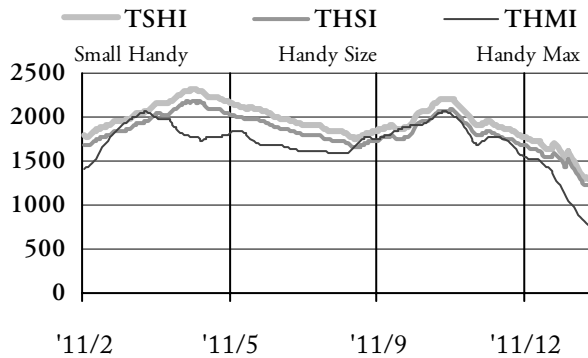
PERIOD ANGELINA	74,540	2001 TANGSHAN	9,000	3.62	SPOT	WW 4/8 MONTHS TRADING	GMI
PAC RND BONANZA KOTOBUKI	75,051	2012 HAY POINT	7,000	2.80	14/19 FEB.12	SPORE-JAPAN(B.B.US\$300,000	BHP BILLITON
ATL-PAC DEWI PARWAIT	75,455	2011 US GULF	15,000	5.96	10/15 FEB.12	CHINA(B.B.US\$165,000 +)	LANSING
PAC RND TINA	75,933	2000 SPORE(PSG) VIA EC S.AMERICA	8,600	3.40	7/9 FEB.12	SPORE-JAPAN	BEIBU
PAC RND MEGALOHARI	76,633	2004 SPORE(PSG) VIA EC S.AMERICA	8,500	3.33	6/11 FEB.12	SPORE-JAPAN	BUNGE
PAC RND ROSCO SANDALWOOD	76,801	2004 ZHOUSHAN VIA NEWCASTLE	6,000	2.34	8/9 FEB.12	CHINA	CNR
PAC RND BLACK PEARL	78,890	2011 SPORE VIA EC S.AMERICA	9,750	3.71	2/6 FEB.12	SE ASIA	BUNGE
PERIOD AVALON	81,565	2011 FANGCHENG	9,000	3.31	11/16 FEB.12	WW 4/6 MONTHS TRADING	OLDENDORFF
PAC RND BUENOS AIRES	83,366	2011 S.AUSTRALIA(APS) VIA DAMMAM	6,500	2.34	20/29 FEB.12	PMO(B.B.US\$500,000+, INT.GRAIN)	ALFRED C.TOEPFER
ATL RND STALO	87,036	2005 S.BRAZIL	12,000	4.14	MID FEB.12	SPAIN/FRANCE(B.B.US \$300,000+)	BUNGE
ATL RND PEACE VOYAGER	93,000	2010 EC S.AMERICA	11,750	3.79	25/29 FEB.12	CONT.(B.B.US\$250,000 +)	AZURE

RE : "PAC RND" = Pacific Round , "PAC-ATL" = Pacific - Atlantic, "ATL RND" = Atlantic Round , "ATL-PAC" = Atlantic - Pacific
 "PERIOD" = Period Charter

TRAX Dry Indices

	2012/02/03	Change		2012/02/02
TRAX DRY INDEX	<u>824</u>	-5	↓	829
D-1 (Capesize)	<u>322</u>	-4	↓	326
D-2 (Panamax)	<u>596</u>	10	↑	586
D-3 (Supramax)	<u>762</u>	-15	↓	777
D-4 (Handymax)	<u>780</u>	-16	↓	796
D-5 (Handysize)	<u>1,227</u>	-5	↓	1,232
D-6 (Small Handy)	<u>1,303</u>	-5	↓	1,308

Index 1,000 as of Jan.2000

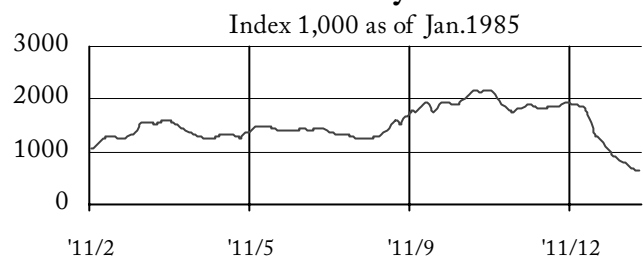


Date	Cape Size		Panamax		Supramax		Handy Max		Handy Size		Small Handy	
2012/01/25	366	-10	785	-32	948	-24	970	-25	1,405	-26	1,491	-28
2012/01/26	352	-14	745	-40	904	-44	925	-45	1,370	-35	1,454	-37
2012/01/27	341	-11	703	-42	872	-32	892	-33	1,336	-34	1,418	-36
2012/01/30	337	-4	659	-44	844	-28	863	-29	1,288	-48	1,367	-51
2012/01/31	330	-7	624	-35	822	-22	841	-22	1,262	-26	1,340	-27
2012/02/01	327	-3	597	-27	798	-24	817	-24	1,230	-32	1,306	-34
2012/02/02	326	-1	586	-11	777	-21	796	-21	1,232	2	1,308	2
2012/02/03	322	-4	596	10	762	-15	780	-16	1,227	-5	1,303	-5

Baltic Dry Indices

	2012/02/03	Change		2012/02/02
BDI	<u>647</u>	-4	↓	651
BSI	<u>608</u>	-12	↓	620
BPI	<u>693</u>	12	↑	681
BCI	<u>1,436</u>	-9	↓	1,445

Baltic Dry Index



Calculated and documented by TDS